



# **How to sign up for ALP digital learning on Open Learning Campus (OLC):**

A Step-by-Step Guide



# Use OLC to access ALP digital learning


- OLC = Open Learning Campus. OLC is the World Bank Group's learning platform.
- OLC content is hosted by EdCast, a learning experience platform (now integrated with Cornerstone).
- You will need an OLC account to access ALP digital learning.
- There are 2 ways to sign up for an OLC account:
  1. Through the app (called Cornerstone Learning Experience). Download it from the links below:
    - App for [Android](#)
    - App for [iOS](#)
  2. Through the website: <https://wbg.edcast.com>
- The next pages provide instructions on how to sign up both ways.

# Instructions for signing up on the app (1 of 5)

1

Open the Comerstone app on your mobile or tablet.

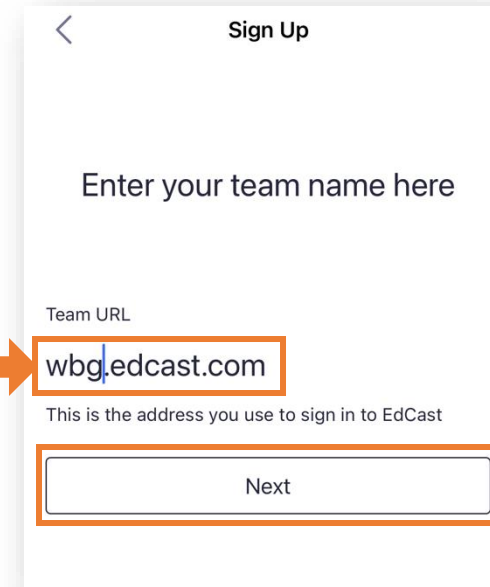
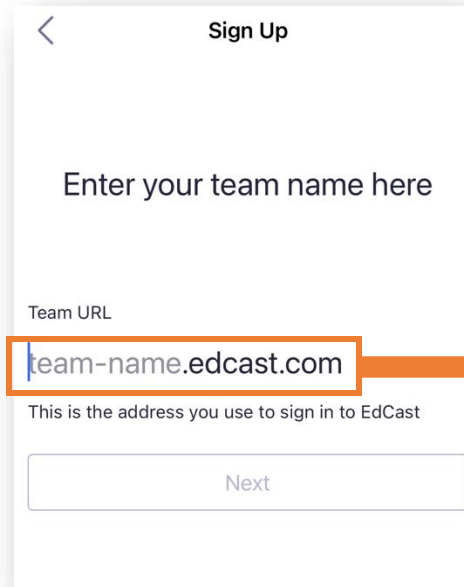
Click "Sign up".



2

Enter **wbg** where it says "team-name".

Click "Next".

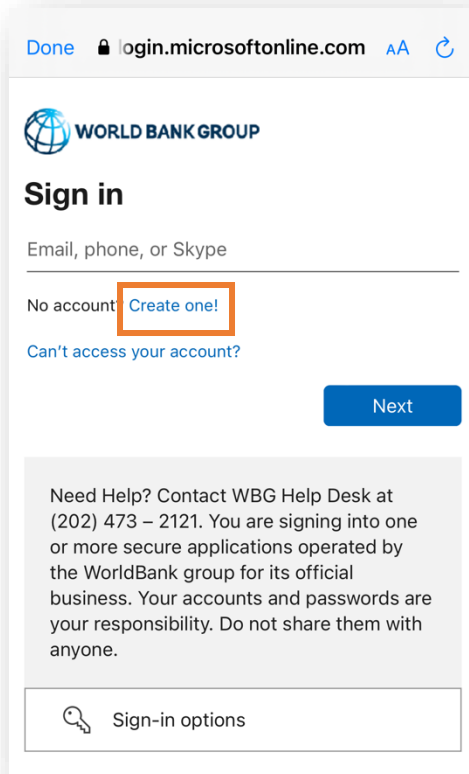


# Instructions for signing up on the app (2 of 5)


3

Create an account on the app's WBG sign-in page.

Click "Create one!"



Done login.microsoftonline.com AA ↺

 WORLD BANK GROUP

## Sign in


Email, phone, or Skype

No account **Create one!**

[Can't access your account?](#)

Next

Need Help? Contact WBG Help Desk at (202) 473 – 2121. You are signing into one or more secure applications operated by the WorldBank group for its official business. Your accounts and passwords are your responsibility. Do not share them with anyone.


 Sign-in options

4


Create an account using one of 3 options:

- 1) Sign up with an email address (not Microsoft or Gmail).
- 2) Sign up with your Microsoft account.
- 3) Sign up with your Google account.


Click on the option you prefer.





Done login.microsoftonline.com AA ↺

 WORLD BANK GROUP

## Create account

 Sign up with email

 Sign up with Microsoft

 Sign up with Google

Back

# Instructions for signing up on the app (3 of 5)

5

Enter the email address you would like to sign up with. (**Note:** If you use Microsoft or Google, you will be taken to their landing pages. Below shows sign-up with other email address.)

Click "Next".

**WORLD BANK GROUP**

## Create account

Enter the email you'd like to sign up with.

Email

Back Next

Need Help? Contact WBG Help Desk at (202) 473 – 2121. You are signing into one or more secure applications operated by the WorldBank group for its official business. Your accounts and passwords are your responsibility. Do not share them with anyone.

6

The app will send a verification code to that email address. Get the code and enter it in the space shown below.

Click "Next".

**WORLD BANK GROUP**

← olcguestuser2023@yahoo.com

## Enter code

We just sent a code to olcguestuser2023@yahoo.com

Enter code

Next

7

If agreeable, accept permissions requested by WBG.

Click "Accept".

**WORLD BANK GROUP**

amywarren.id@gmail.com

## Permissions requested by:

**WBG**  
worldbankgroup.onmicrosoft.com

By accepting, you allow this organization to:

- ✓ Receive your profile data
- ✓ Collect and log your activity
- ✓ Use your profile data and activity data

You should only accept if you trust WBG. [Read WBG's privacy statement.](#) You can update these permissions at <https://myaccount.microsoft.com/organizations>. [Learn more](#)

**This resource is not shared by Microsoft.**

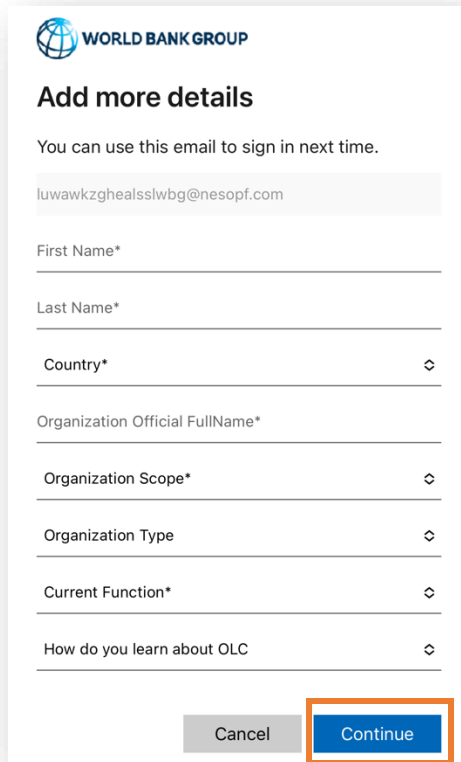
Cancel Accept


# Instructions for signing up on the app (4 of 5)

8

Enter required information to create your profile.

Click "Continue".



 WORLD BANK GROUP


## Add more details

You can use this email to sign in next time.


luwawkzghealsslwbw@nesopf.com


First Name\*


Last Name\*


Country\* 

Organization Official FullName\*

Organization Scope\* 

Organization Type 

Current Function\* 

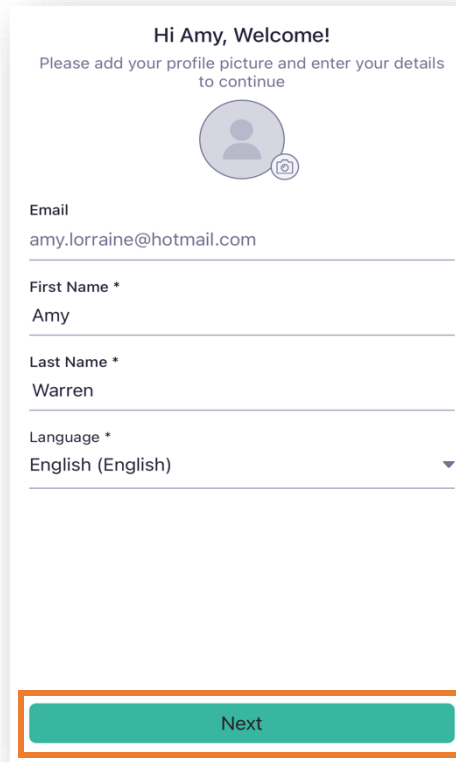
How do you learn about OLC 

Cancel Continue

9


Complete registration by confirming your profile details. (**Note:** Email, First Name, and Last Name will be filled in based on information submitted on previous screen)

Click "Next".



Hi Amy, Welcome!


Please add your profile picture and enter your details to continue



Email  
amy.lorraine@hotmail.com

First Name \*  
Amy

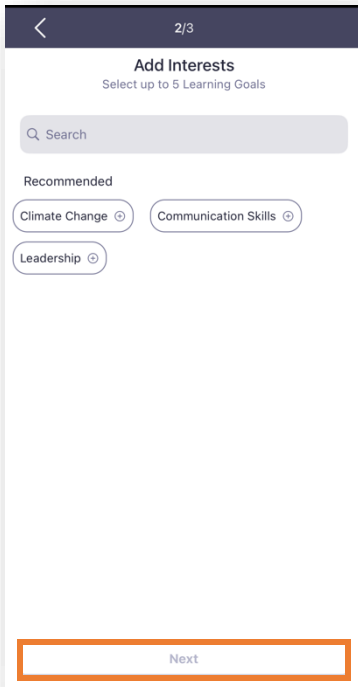
Last Name \*  
Warren

Language \*  
English (English) 

Next

# Instructions for signing up on the app (5 of 5)

- 10 Add at least 1 interest and 1 skill.  
Click "Next".
- 11 You have finished signing up.  
Click "Next" to start learning!



2/3

**Add Interests**  
Select up to 5 Learning Goals


Q Search

Recommended

Climate Change Communication Skills

Leadership

Next

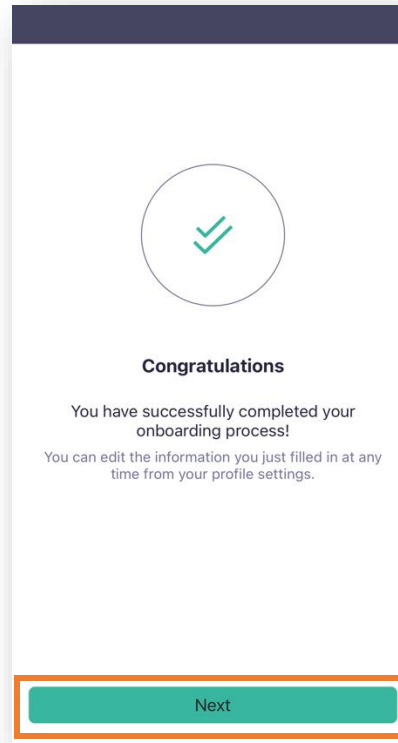


3/3 Skip

**Add Skills**  
Tell others what you are good at.  
This will appear on your Skills Passport

Q Search

Next



**Congratulations**

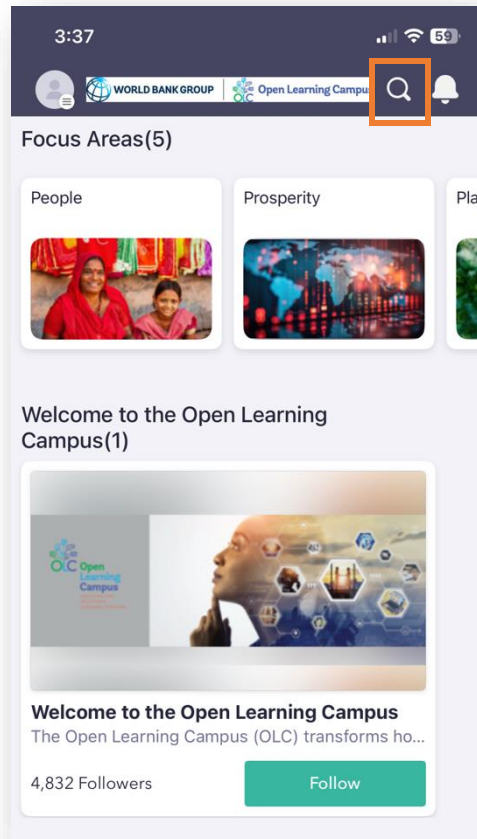
You have successfully completed your onboarding process!

You can edit the information you just filled in at any time from your profile settings.

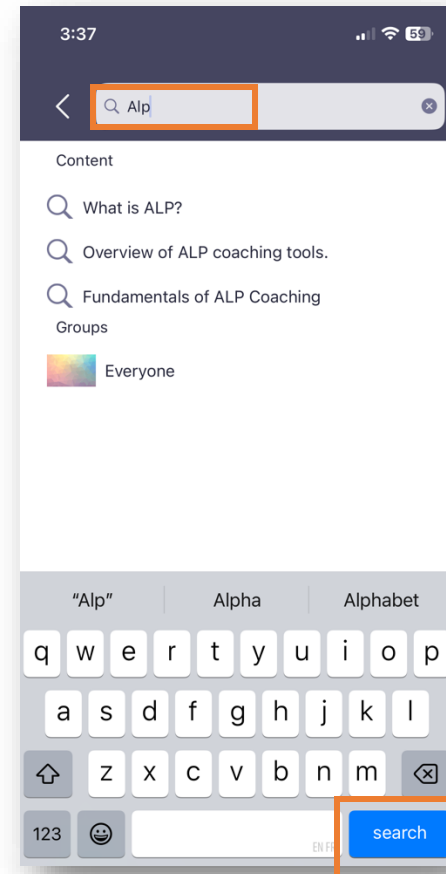
Next

# How to find ALP learning paths on the app (1 of 2)

Once you have an OLC account, open the Cornerstone app and click on the search icon:



Type “Alp” in the search bar and click “search”:



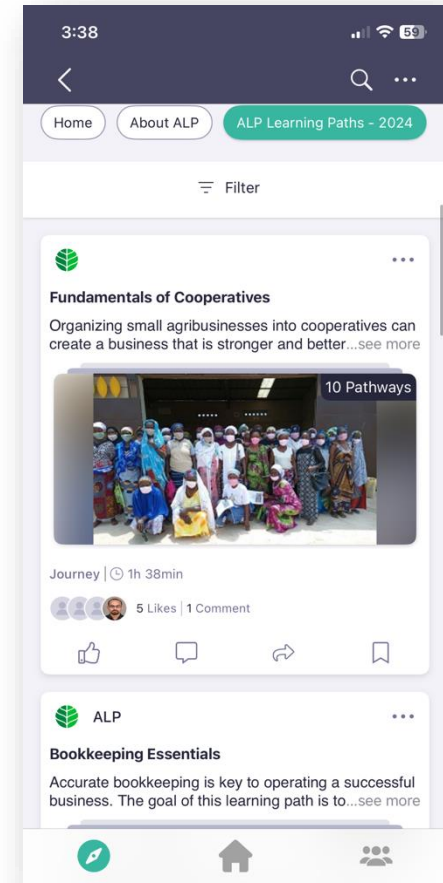
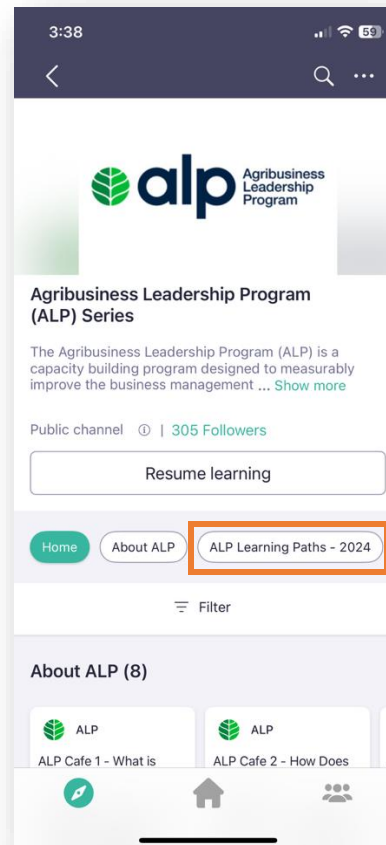
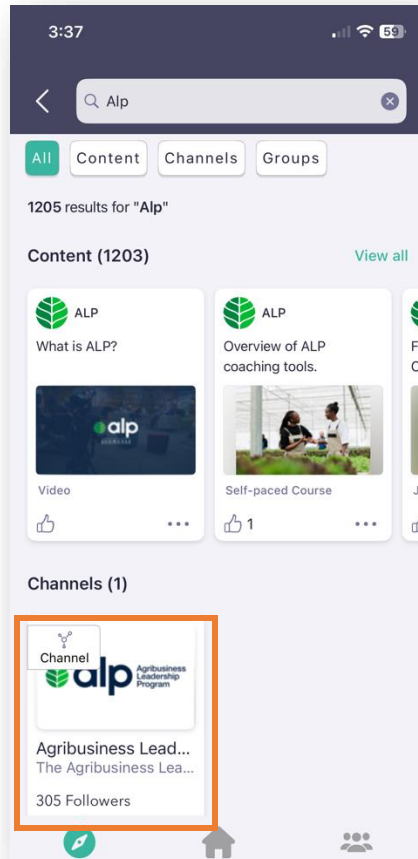


# How to find ALP learning paths on the app (2 of 2)

Click on the ALP channel:

Click on “ALP Learning Paths - 2024”:

Scroll down to view all learning paths:

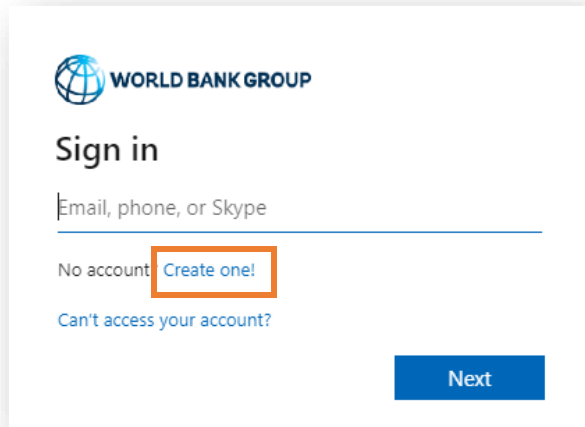


# Instructions for signing up by computer (1 of 4)

1

Go to <https://wbg.edcast.com>. Create an account on the WBG sign-in page.

Click "Create one!"




2

Create an account using one of 3 options:

- 1) Sign up with an email address (not Microsoft or Gmail).
- 2) Sign up with your Microsoft account.
- 3) Sign up with your Google account.

Click on the option you prefer.

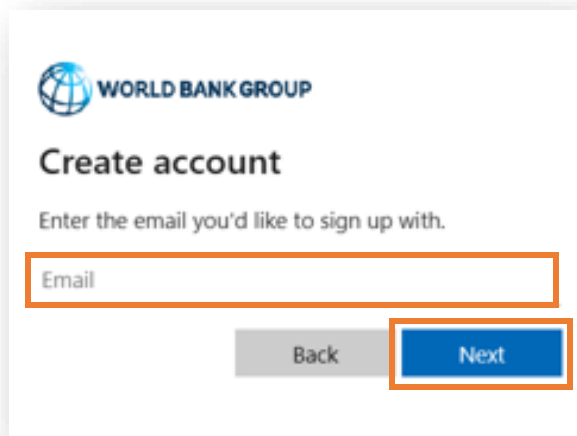


# Instructions for signing up by computer (2 of 4)

3

Enter the email address you would like to sign up with. (**Note:** If you use Microsoft or Google, you will be taken to their landing pages. Below shows sign-up with other email address.)

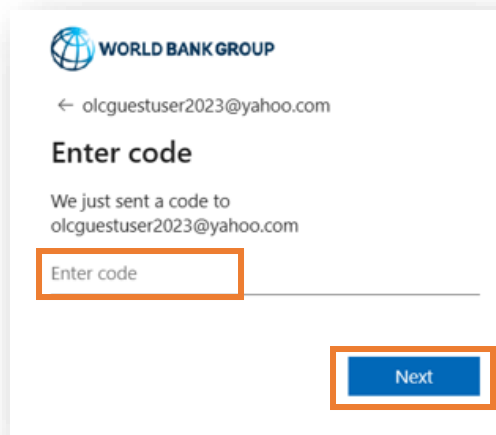
Click "Next".



4

The app will send a verification code to that email address. Get the code and enter it in the space shown below.

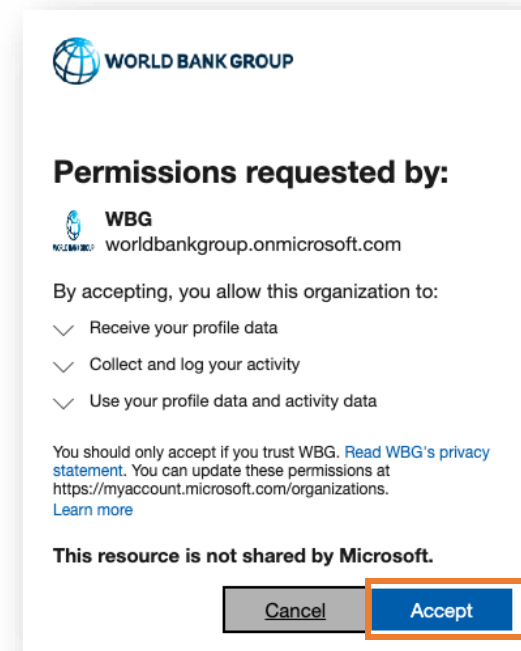
Click "Next".



5

If agreeable, accept permissions requested by WBG.

Click "Accept".

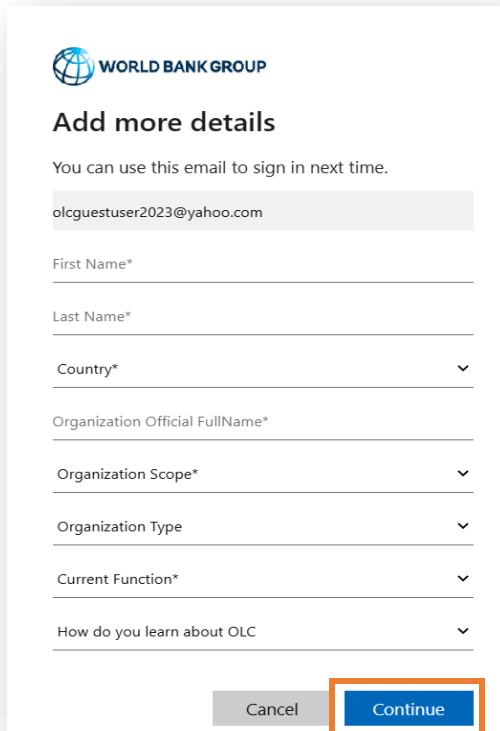


# Instructions for signing up by computer (3 of 4)

6

Enter required information to create your profile.

Click "Continue".



**WORLD BANK GROUP**

### Add more details

You can use this email to sign in next time.

olcguestuser2023@yahoo.com

First Name\*

Last Name\*

Country\*

Organization Official FullName\*

Organization Scope\*

Organization Type\*

Current Function\*

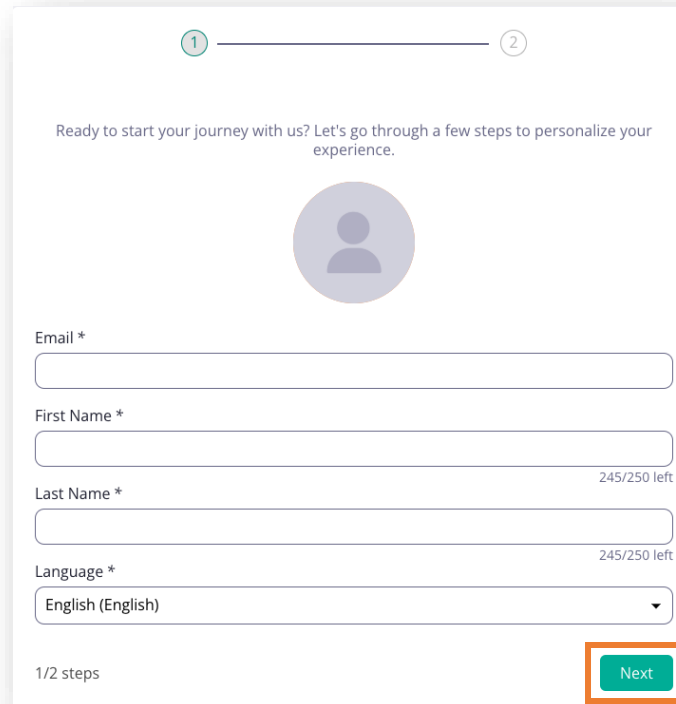
How do you learn about OLC\*

Cancel Continue

7


Complete registration by confirming your profile details.  
(**Note:** Email, First Name, and Last Name will be filled in based on information submitted on previous screen)

Click "Next".



1 ————— 2

Ready to start your journey with us? Let's go through a few steps to personalize your experience.



Email \*

First Name \*

Last Name \*

Language \*

English (English)

1/2 steps

Next

# Instructions for signing up by computer (4 of 4)

8

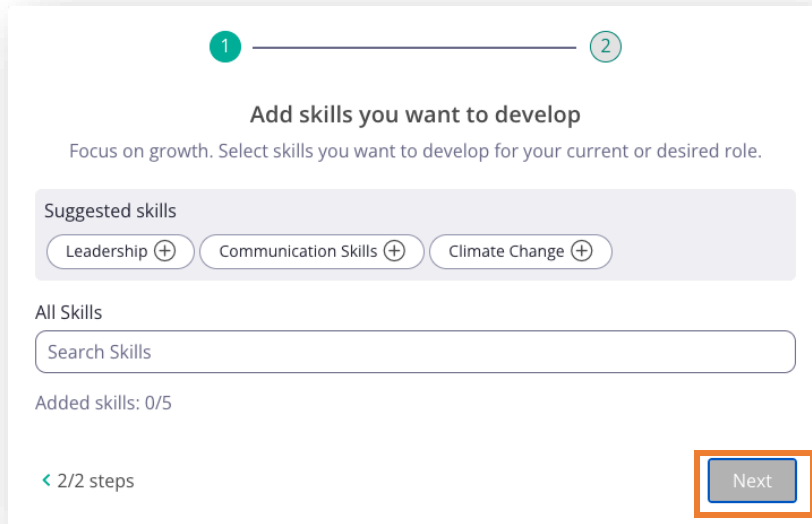
Add between 1 and 5 skills.

Click “Next”.

9

You have finished signing up.

Click “Let’s Get Started”.



1 ————— 2

### Add skills you want to develop

Focus on growth. Select skills you want to develop for your current or desired role.

**Suggested skills**

Leadership (+) Communication Skills (+) Climate Change (+)

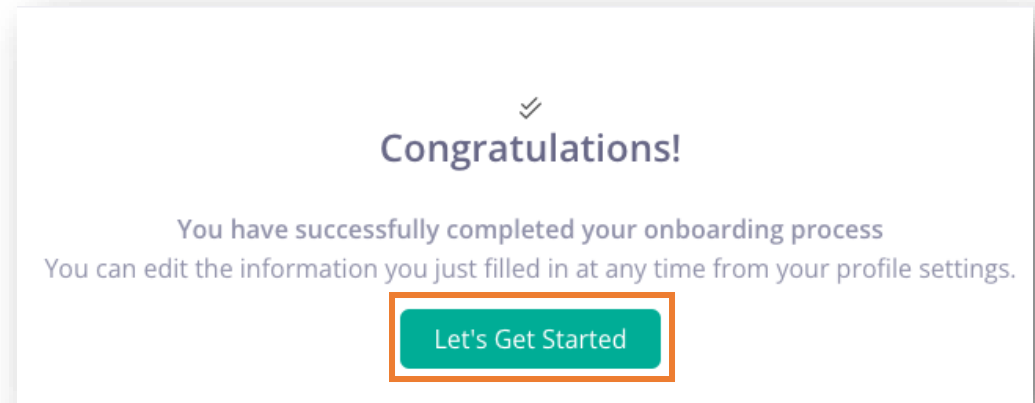
**All Skills**

Search Skills

Added skills: 0/5

< 2/2 steps

Next



## ✓ Congratulations!

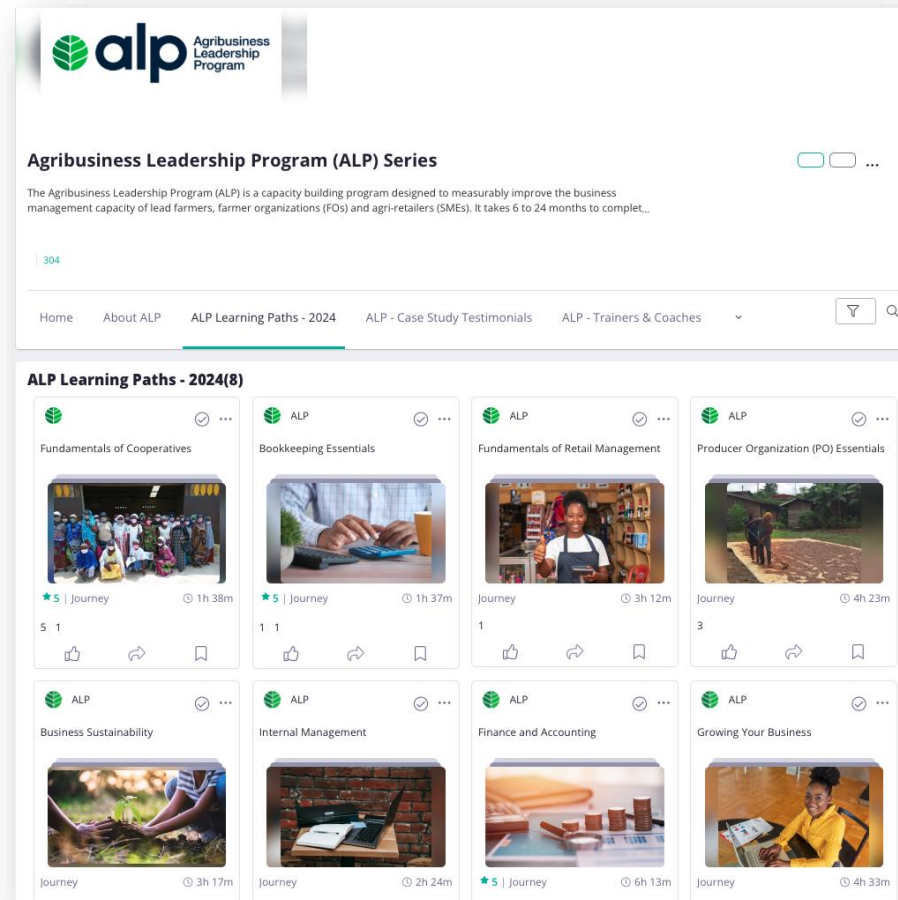
You have successfully completed your onboarding process

You can edit the information you just filled in at any time from your profile settings.

Let's Get Started

# How to find ALP learning paths using a computer

Once you have an OLC account, find ALP digital learning at <https://wbg.edcast.com/channel/alp-content-series/40483>. Click on a learning journey to begin (for example, Fundamentals of Retail Management).



**Agribusiness Leadership Program (ALP) Series**

The Agribusiness Leadership Program (ALP) is a capacity building program designed to measurably improve the business management capacity of lead farmers, farmer organizations (FOs) and agri-retailers (SMEs). It takes 6 to 24 months to complet...

304

Home About ALP **ALP Learning Paths - 2024** ALP - Case Study Testimonials ALP - Trainers & Coaches

**ALP Learning Paths - 2024(8)**

| Learning Path                         | Duration | Rating  | Progress |
|---------------------------------------|----------|---------|----------|
| Fundamentals of Cooperatives          | 1h 38m   | 5 stars | 5/1      |
| Bookkeeping Essentials                | 1h 37m   | 5 stars | 1/1      |
| Fundamentals of Retail Management     | 3h 12m   | 5 stars | 1/1      |
| Producer Organization (PO) Essentials | 4h 23m   | 3 stars | 3/3      |
| Business Sustainability               | 3h 17m   | 5 stars | 1/1      |
| Internal Management                   | 2h 24m   | 5 stars | 1/1      |
| Finance and Accounting                | 6h 13m   | 5 stars | 1/1      |
| Growing Your Business                 | 4h 33m   | 5 stars | 1/1      |

< Back

## Fundamentals of Retail Management

ALP | 18 Jul 2024



Journey

Strong business relationships. Inventory management. Cost control. These are important to most businesses, but for retailers, they can mean the difference between success and failure. To stay in business, retailers must establish strong relationships with suppliers and customers, manage inventory effectively, and control costs to protect (often slim) profit margins. The goal of this learning path is to help small- and medium-size retailers – regardless of sector – do these core things well. Learners will assess the state of their business relationships, work with product control cards, and perform cost analysis, amongst other retail functions.

Like Comment Share

Continue

Your Progress: 5%

Expand All

Section 1 | Business Relationships - Introduction to Business Relationships  
8 SmartCards | Your Progress: 50%

ALP

Why are business relationships important for retailers?



Video

3m

Be the first to react



ALP

What defines a business relationship?



Video

3m

1 Comment



ALP

How do you know you have a strong business relationship?



Infographic

Be the first to react



Bookmark a learning journey  
for future visits



Update your profile  
here

Track your learning progress

Click on each SmartCard  
to view the content.